

---

CENTRE FOR COMMUNICATION AND  
DEVELOPMENT STUDIES

---

**FINANCIAL STATEMENTS**

FINANCIAL YEAR 2018-19

---

AUDITOR:  
**PARESH SARDA & COMPANY**  
CHARTERED ACCOUNTANTS  
[www.pareshsarda.com](http://www.pareshsarda.com)



**REPORT OF AN AUDITOR RELATING TO THE ACCOUNTS AUDITED UNDER SUB-SECTION (2) OF  
SECTION 33 & 34 AND RULE 19 OF THE BOMBAY PUBLIC TRUST ACT, 1950.**

**Registration No. : E-3657(Pune)**

**Name of the Public Trust: Centre For Communication And Development Studies**

**For the year ending : 31<sup>st</sup> March, 2019**

a	Whether accounts are maintained regularly and in accordance with the provisions of the Act and the rules made thereunder.	YES
b	Whether receipts & disbursements are properly and correctly shown in the accounts.	YES
c	Whether the cash balance and vouchers in the custody of the manager or trustee on the date of audit were in agreement with accounts.	YES
d	Whether all books, deeds, accounts, vouchers, other documents or records required by the auditor were produced before him.	YES
e	Whether a register of movable and immovable properties is properly maintained, the charges there in are properly communicated from time to time to the regional office and the defects and inaccuracies mentioned in the audit report have been duly complied with.	YES
f	Whether the manager or trustee or any other person required by the auditor to appear before him did so and furnished the necessary information required by him.	YES
g	Whether any property or funds of the trust were applied for any objects or purpose other than object or purpose of the trust.	NO
h	The amount of outstanding more than one year and the amounts, written off, if any.	NIL
i	Whether tenders were invited for repairs or construction involving expenditure exceeding Rs. 5000/-	NO
j	Whether any money of the public trust has been invested contrary to the provisions of Section 35.	NO
k	Alienations, if any of the immovable property contrary to the provisions of Section 36 which have come to the notice of the auditor.	NO
l	All cases of irregular, illegal or improper expenditure or failure or commission to recover monies or other property belonging to the public trust or of loss or waste of money or other property thereof and whether such expenditure, failure, commission or waste was caused in consequence of breach of trust or misapplication or any other misconduct on the part of the trustees or any person while in the management of the trust.	No such case were noticed
m	Whether the budget has been filed in the form provided by rule 16A	YES
n	Whether the maximum and minimum of the trustees is maintained.	YES
o	Whether the meetings are held regularly as provided in such instrument.	YES
p	Whether the minutes' book or the proceeding of the meeting is maintained.	YES
q	Whether any of the trustees has any interest in the investment of the trust.	NO
r	Whether any of the trustees is a debtor or creditor of the trust.	NO
s	Whether any irregularities pointed out by the auditors in the accounts of the previous year have been duly complied with by the trustees during the period of audit.	NA
t	Any special matter which the auditor may think fit or necessary to bring to the notice of the Deputy or Assistant Charity Commissioner.	NO

**For Paresh Sarda & Company**

Chartered Accountants


FRN.: 140714W

Paresh S. Sarda

Partner

M.No. 143211

Pune - 26<sup>th</sup> September 2019





THE BOMBAY PUBLIC TRUST, ACT, 1950  
SCHEDULE VIII (VIDE RULE 17 (1))

Name of the Public Trust : CENTRE FOR COMMUNICATION AND DEVELOPMENT STUDIES  
REG.NO: E-3657 [PUNE]  
INCOME & EXPENDITURE ACCOUNT  
For the Year Ending 31st March 2019

EXPENDITURE	Sch.	AMOUNT (Rs)	INCOME	Sch.	AMOUNT (Rs)
To Expenditure in respect of properties		NIL	By Rents Accrued / Realised *		NIL
Rates, Taxes, Cesses			By Interest Accrued / Realised *		
Repairs and Maintenance			On Securities		NIL
Salaries			On Loans		NIL
Insurance			On Bank Account	I	658,011
Depreciation ( By way of provision of adjustment )					
Other Expenses			By Dividend		NIL
To Establishment Expenses		NIL	By Donations in cash or kind		NIL
To Remuneration to Trustees		NIL	By Grants ( Transfer )	B	20,999,508
To Remuneration ( in the case of math) to the head of the math, including his houses - hold expenditure, if any		NIL	By Income from other sources ( in details as far as possible )	H	720,519
To Legal Expenses		NIL	By Transfer from Reserve		NIL
To Audit Fees		34,810			
To Contribution and Fees		NIL			
To Amount Written off		NIL			
a) Bad Debts					
b) Loan Scholarship					
c) Irrecoverable Rents					
d) Other Items					
To Miscellaneous Expenses	G	100,981			
To Depreciation	D	108,668			
To Amounts transferred to Reserve or Specific Funds		NIL			
To Expenditure on objects of the Trust					
a) Religious	F	10,906,136			
b) Educational					
c) Medical Relief					
d) Relief of poverty					
e) Other charitable objects	F	10,510,108			
To Surplus carried over to Balance Sheet		717,334			
<b>TOTAL</b>		<b>22,378,038</b>	<b>TOTAL</b>		<b>22,378,038</b>


As per our report of even date  
For Paresh Sarda & Company  
Chartered Accountants  
FRN: 140714W

For Centre for Communication and Development :

  
  
Paresh Sarda  
Partner  
M.No. 143211  
Place : Pune  
Date : 26th Sept 2019


  
Trustee

  
Trustee



**Name of the Public Trust : CENTRE FOR COMMUNICATION AND DEVELOPMENT STUDIES  
REG.NO . E - 3657 [PUNE]**

FUND & LIABILITIES	Sch.	AMOUNT (Rs)	PROPERTY & ASSETS	Sch.	AMOUNT (Rs)
<b>Trust Funds or Corpus -</b> Balance as per last Balance Sheet Adjustment during the year ( give Details )		NIL -	<b>Immovable Properties - ( At cost ) -</b> Balance as per last Balance Sheet Additions or deductions (including those for depreciation), if any during the year.		NIL
<b>Other Earmarked Funds -</b> ( Created under the provisions of the trust deed ) or scheme out of the income (Capital Expenditure) Utilised A/c Ford Foundation ICICI TDC grant NFI NFI - SDG Grant Oxfam India Fund Plan Intl Bridge Grant Reserve Funds Any Other Funds	A A A A A A	1,284,765 481,265 253,330 46,650 139,950 36,300	<b>Investment -</b>  <b>Furniture &amp; Fixtures -</b> Balance as per last B/S..... Addition during the year..... Less:-Sales during the year..... Less:-Depreciation.....	D	NIL   4,55,007 1,46,430 386 1,08,668
<b>Loans ( Secured or Unsecured )</b> From Trustees From Others		NIL	<b>Loans ( Secured or Unsecured)-</b>  Loans Scholarship Other Loans		NIL NIL
<b>Liabilities -</b> Unutilized Grant in aid For Expenses For Advances For Rent and other deposits For Sundry Credit Balances	B C	1,209,866 206,457	<b>Advances -</b> To Trustees To Employees To Contractors To Lawyers To Other  <b>Income Outstanding -</b> Rent Interest Other Income Interest Other Income	E1	185,000        
<b>Income and Expenditure Accounts -</b> Balance as per last B / S ..... Less :- Appropriation if any..... Add :- Surplus as per I & E.A/c..... Less:- Deficit as per I & E.A/c.....		54,35,466 NIL 7,17,335 NIL	<b>Cash and Bank Balance -</b> Cash in Hand a) In Savings Account In Fixed Deposit Account With BOM b) With the Trustees c) With the Manager	E E-2	1,937,464 7,196,537 -
<b>TOTAL</b>		<b>9,811,384</b>	<b>TOTAL</b>		<b>9,811,384</b>



Trustee



**SCHEDULE: A - OTHER EARMARKED FUNDS**

**A) FORD FOUNDATION ( CAPITAL EXPENDITURE ) UTILISED ACCOUNT**

SN	Particulars	Amount ( Rs )
1	Opening Balance as on 01.04.2018	1,284,765
	Add : Transferred from Grants in Aid towards Capital expenditure during the year	-
	<b>Total</b>	<b>1,284,765</b>

**B) ICICI- TDC GRANT ( CAPITAL EXPENDITURE ) UTILISED ACCOUNT**

SN	Particulars	Amount ( Rs )
1	Opening Balance as on 01.04.2018	481,265
	Add : Transferred from Grants in Aid towards Capital expenditure during the year	-
	<b>Total</b>	<b>481,265</b>

**C) NATIONAL FOUNDATION FOR INDIA( CAPITAL EXPENDITURE ) UTILISED ACCOUNT**

SN	Particulars	Amount ( Rs )
1	Opening Balance as on 01.04.2018	235,630
	Add : Transferred from Grants in Aid towards Capital expenditure during the year	17,700
	<b>Total</b>	<b>253,330</b>

**D) NATIONAL FOUNDATION FOR INDIA-SDG GRANT( CAPITAL EXPENDITURE ) UTILISED ACCOUNT**


SN	Particulars	Amount ( Rs )
1	Opening Balance as on 01.04.2018	8,720
	Add : Transferred from Grants in Aid towards Capital expenditure during the year	37,930
	<b>Total</b>	<b>46,650</b>

**E) OXFAM INDIA GRANT( CAPITAL EXPENDITURE ) UTILISEDACCOUNT**

SN	Particulars	Amount ( Rs )
1	Opening Balance as on 01.04.2018	85,450
	Add : Transferred from Grants in Aid towards Capital expenditure during the year	54,500
	<b>Total</b>	<b>139,950</b>

**F) PLANT INTT BRIDGE GRANT ( CAPITAL EXPENDITURE ) UTILISEDACCOUNT**

SN	Particulars	Amount ( Rs )
1	Opening Balance as on 01.04.2018	-
	Add : Transferred from Grants in Aid towards Capital expenditure during the year	36,300
	<b>Total</b>	<b>36,300</b>



✓

Handwritten signature.



CENTRE FOR COMMUNICATION AND DEVELOPMENT STUDIES, PUNE  
FINANCIAL YEAR 2018 - 2019

SCHEDULE: B - GRANTS IN AID

SN	Particulars	FC Projects						Non FC Projects			Total
		Ford Foundation Project 0155-0341	Action Aid Project	National Foundation for India Project	National Foundation for India - SDG project	Oxfam India Project	Plan International Kerla Flood Response Project	NFI Goal Pe Bol Project	Plan International Amway Project	Plan International NSEF Project	
A	Opening Balance as on 01.04.2018	7,228,778	-	592,321	548,056	133,658	-	-	1,780,000	5,968,765	8,502,813
B	Add : Received during the year	-	305,000	475,000	950,312	220,000	3,450,000	639,689	-	-	13,788,765
C	Add : Bank Interest	68,113	2,909	10,376	10,150	-	-	567	-	-	92,115
D	Total (A+B+C)	7,296,891	307,909	1,077,697	1,508,518	353,658	3,450,000	640,256	1,780,000	5,968,765	22,383,693
E	Less : Transfer to Income & Expenditure A/c	7,269,002	257,565	966,712	1,470,588	299,158	2,926,899	226,376	1,743,763	5,839,445	20,999,508
F	Less : Transfer to Other Earmarked Funds (capital expenditure) Utilised A/c	-	-	17,700	37,930	54,500	36,300	-	-	-	146,430
G	Less : Transfer to Schedule - I	27,889	-	-	-	-	-	-	-	-	27,889
	Closing Balance on 31.03.2019 (D-E-F-G)	-	50,344	93,285	-	-	486,801	413,880	36,237	129,320	1,209,866



*[Handwritten signature]*

*[Handwritten mark]*



**SCHEDULE: C - OTHER LIABILITIES**

SN	Particulars	Amount ( Rs )	Amount ( Rs )
<b>A</b>	<b><u>Unclaimed Contributors Fees (F C)</u></b>		
i	Ford Foundation (1100-0245)	16,000	
ii	HIVOS -Kiski Kahani Project	3,500	19,500
<b>B</b>	<b><u>Security Deposits</u></b>		
	Security Deposit -Plan International Amway Project	39,733	
	Security Deposit - Plan International NSEF Project	147,224	186,957
	<b>Total</b>		<b>206,457</b>

**SCHEDULE: E - CASH & BANK BALANCES**


SN	Particulars	Amount ( Rs )	Amount ( Rs )
<b>A</b>	<b><u>Bank Account (F C)</u></b>		
i	Primary Savings A/c - Bank of Maharashtra, Kondhwa, Pune	1,221,940	
ii	Secondary Savings A/c - Bank of Maharashtra, Vettiyoorkavu, Trivandrum	20,266	1,242,206
<b>B</b>	<b><u>Bank Account (Non-F C)</u></b>		
i	SB A/c - Bank of Maharashtra Kondhwa Pune	171,727	
ii	SB A/c - Bank of Maharashtra Kondhwa Pune	481,109	
iii	SB A/c - Bank of Maharashtra Trivandrum	4,674	657,510
<b>C</b>	<b><u>Cash In Hand</u></b>		
i	Cash (FC)	28,823	
ii	Cash (Non-FC)	8,925	37,748
	<b>Total</b>		<b>1,937,464</b>

**SCHEDULE: E-1 LOANS, ADVANCES & DEPOSITS**

SN	Particulars	Amount ( Rs )	Amount ( Rs )
	<b><u>Non F C</u></b>		
i	Deposit with CC Avenues Pvt Ltd.	1,000	
ii	Rental deposit for Pune Site Office	84,000	
iii	Rental deposit for Trivandrum Project Office	100,000	185,000
	<b>Total</b>		<b>185,000</b>

**SCHEDULE: E-2 INVESTMENTS**

SN	Particulars	Amount ( Rs )	Amount ( Rs )
<b>A</b>	<b><u>F D -Bank of Maharashtra (FC)</u></b>		
i	F C Unrestricted Fund Deposits	3,077,876	
ii	Interest Accrued on F C Unrestricted Funds Deposits	224,554	3,302,430
<b>B</b>	<b><u>F D -Bank of Maharashtra (Non-FC)</u></b>		
i	Non- FC General Fund Deposits	3,430,875	
ii	Interest Accrued on Non FC General Funds Deposits	463,232	3,894,107
	<b>Total</b>		<b>7,196,537</b>





**SCHEDULE: F - PROJECT EXPENSES**

SN	Particulars	Amount ( Rs )
<b>A</b>	<b><u>FORD FOUNDATION -0155-0341 - FC Project</u></b>	
1	Admin expenses	2,451,932
2	Consultancy Fees	1,518,339
3	Production cost	657,531
4	Staff Support	2,641,200
	<b>Sub Total - A</b>	<b>7,269,002</b>

SN	Particulars	Amount ( Rs )
<b>B</b>	<b><u>National Foundation for India- No.17-18 - FC Project</u></b>	
1	Advocacy & Strategic Networking	38,560
2	Overheads	189,424
3	Personnel cost	648,000
4	Capacity & Awareness Building	44,400
5	Research & Publication	46,328
	<b>Sub Total - B</b>	<b>966,712</b>

SN	Particulars	Amount ( Rs )
<b>C</b>	<b><u>Oxfam India - FC Project</u></b>	
1	Admin Expenses	5,000
2	Field Survey And Travels	52,915
3	Publication and Distribution	129,203
4	Research & Data Analysis	112,070
	<b>Sub Total - C</b>	<b>299,188</b>

SN	Particulars	Amount ( Rs )
<b>D</b>	<b><u>National Foundation for India- SDG- FC Project</u></b>	
1	Activity expenses	708,150
2	Admin & Overheads	242,438
3	Staff Cost	520,000
	<b>Sub Total - D</b>	<b>1,470,588</b>

SN	Particulars	Amount ( Rs )
<b>E</b>	<b><u>Plan International -Kerala Flood Relief Response - FC Project</u></b>	
1	Field Volunteer Cost	312,000
2	Project Coordinator	60,000
3	Admin & Logistics Coordinator	25,000
4	Project Documentation & Advocacy Intervention	60,965
5	Finance Management & Accounting Cost	10,000
6	Logistics and Operation Cost	800,314
7	Office Costs at Tvm/Adoor/Bodhigram	182,802
8	Vehicle/Taxi Hire Cost	533,451
9	Documentation & Research Cost	51,678
10	Monitoring Quality Coordination & Oversight	272,200
11	Director - Disaster Response	150,000
12	Director- Research - Plan	175,000
13	Documentation staff -bridge grant pi	70,000
14	DRR Proposal Tech Exp	7,312
15	Finance & Admin Assistant- PL	50,000
16	Interest on Plan Intl Grant Funds	-5,171
17	Management Coordinator-PL	100,000
18	Reail Time Review	11,348
19	Research Associate- Pi Bridge	60,000
	<b>Sub Total - E</b>	<b>2,926,899</b>





CENTRE FOR COMMUNICATION AND DEVELOPMENT STUDIES, PUNE  
FINANCIAL YEAR 2018 - 2019

SN	Particulars	Amount ( Rs )
<b>F</b>	<b><u>NFI Goal Pe Bol Project Expenses - FC Project</u></b>	
1	Admin & Overhead /Misc Cost NFI Goal Pe Bol	360
2	Documentation & Follow Up NFI Goal Pe Bol	15,000
3	National Conclave Expenses NFI Goal Pe Bol	109,815
4	Programme & Activities -NFI Goal Pe Bol	61,201
5	Staff Cost & Salaries NFI Goal Pe Bol	40,000
	<b>Sub Total - F</b>	<b>226,376</b>

SN	Particulars	Amount ( Rs )
<b>G</b>	<b><u>Action Aid Project Expenses - FC Project</u></b>	
1	Bus Hiring Charges	5,809
2	Contingencies/unforeseen Expenses	8,000
3	Distric Level Consulation (Travel,Food ,Etc)	52,760
4	Documentation/citizen report - Actionaid	40,000
5	Office Support ActionAid	36,365
6	Programm Cum Advocacy Officer -Action Aid	75,000
7	State Level Consulation (with Advisi Etc)Actionaid	39,631
	<b>Sub Total - G</b>	<b>257,565</b>

SN	Particulars	Amount ( Rs )
<b>H</b>	<b><u>Amway-Plan Project Expenses - Non FC Project</u></b>	
1	Renno,Upgradation Classrooms/Toilets/Urinals	952,771
2	Upgradation & Provision of Safe Drinking Water	36,610
3	Repair of Hand Washing Platforms	202,832
4	Waste Management	59,684
5	Repair of Compound Wall	106,565
6	Repairing & Painting of Class Rooms	15,713
7	Health Check up camps- Amway	63,329
8	Project Staff Salary	195,000
9	Project Staff Travel and Project rental	113,753
10	Interest earned on Amway funds	-2,494
	<b>Sub Total - H</b>	<b>1,743,763</b>

SN	Particulars	Amount ( Rs )
<b>I</b>	<b><u>Plan International-NSEF expenses - Non FC Project</u></b>	
1	Awareness Sessions in Schools on Wash NSEF	34,691
2	Cleaning of Kitchen in Schools	250,000
3	Project Staff Salary & Travel-NSE	651,042
4	Project Staff Travel & Office Cost,Off Rent Etc	285,073
5	Interest earned on NSEF Idukki School Project Funds	-38,831
6	Repairs & Maintenance of Handwash Stations	1,260,701
7	Repairs & Maintenance of School Toilet	2,277,427
8	Repairs & Rennovation of Safe Drinking Water Facility	1,027,846
9	Restoring & Upgradtion of Safe Drinking Water Facility	91,497
	<b>Sub Total - I</b>	<b>5,839,445</b>



*Handwritten signature*





CENTRE FOR COMMUNICATION AND DEVELOPMENT STUDIES, PUNE  
FINANCIAL YEAR 2018 - 2019

SN	Particulars	Amount ( Rs )
J	<u>Oxfam India ( Non-F C ) expenses</u>	
1	Admin Expenses	349
	Sub Total - J	349


SN	Particulars	Amount ( Rs )
K	<u>IWTC Feasibility Study Expenses - (Non FC)</u>	
1	Admin & Office Support -IWC	32,061
2	Coordination Travel Etc Iwc	6,521
3	Research Assistant- IWC	100,000
4	Researcher IWC	200,000
	Sub Total - K	338,582

SN	Particulars	Amount ( Rs )
L	<u>IWTC-Workshop Expenses- ( Non FC)</u>	
1	IWTC-Workshop Expenses	112,585
	Sub Total - L	112,585

Less

SN	Particulars	Amount ( Rs )
M	<u>Expenses of Income and Expenditure account as per BPT Format</u>	
1	Audit Fees	34,810
	Sub Total - M	34,810

	Total project expenses on Educational Activities(A+B+C+D+F+G+J+K+L-M)	10,906,136
	Total project expenses on Charitable Activities(E+H+I)	10,510,108



CENTRE FOR COMMUNICATION AND DEVELOPMENT STUDIES, PUNE  
FINANCIAL YEAR 2018 - 2019

**SCHEDULE: G - OTHER EXPENSES**


SN	Particulars	Amount ( Rs )
1	Duties & Taxes paid	61,925
2	Office cost	37,524
3	Bank charges	272
4	Transport & Communication	1,261
	<b>Total</b>	<b>100,981</b>

**SCHEDULE: H - INCOME FROM OTHER SOURCES**

SN	Particulars	Amount ( Rs )
1	IWTC Consultancy Fees	320,000
2	IWTC Workshop fees	200,000
3	Miscellaneous Income	2,599
4	Income Tax Refund	197,920
	<b>Total</b>	<b>720,519</b>


**SCHEDULE: I -BANK INTEREST**

SN	Particulars	Amount ( Rs )
1	Interest on Fixed Deposit (FC General) - Bank of Maharashtra	206,127
2	Interest on Fixed Deposit (Non FC General) - Bank of Maharashtra	256,696
3	Interest on F C Savings a/c - Bank of Maharashtra Kondhwa br Pune (.....9454)	3,944
4	Interest on Savings a/c - Bank of Maharashtra Kondhwa br Pune (.....7794)	7,625
5	Interest on Savings a/c - Bank of Maharashtra Kondhwa br Pune (.....9618)	1,571
6	Interest on Ford Foundation Grant funds	182,048
	<b>Total</b>	<b>658,011</b>



M

18





SCHEDULE : D - Statement of Fixed Assets and Depreciation (At Pune office)  
I) F C R A

Description	Qty	Dep rate	Gross Block			Depreciation			WDV as on 31.03.2019	WDV as on 31.03.2018
			Opening Gross Block	Additions in the year	Deletions in the year	Closing Balance	Upto 31.03.18	For the year	Total Depreciation	
Steel Almirah	2	10%	11,500			11,500	5,520	598	6,118	5,980
Office Furniture		10%	137,368			137,368	108,415	2,895	111,310	28,953
Chairs (Plastic)	8	10%	3,392			3,392	2,700	69	2,769	692
Steel Bookracks	3	10%	28,271			28,271	17,414	1,086	18,500	10,557
Work Table	1	10%	2,660			2,660	2,025	63	2,089	635
Computer 4 Chairs & 5 Tables		10%	24,926			24,926	22,467	246	22,712	2,459
<b>Sub total</b>			<b>208,117</b>	<b>-</b>	<b>-</b>	<b>208,117</b>	<b>158,540</b>	<b>4,958</b>	<b>163,498</b>	<b>49,577</b>
Video camera Kodak Zi8	1	15%	10,174			10,174	6,912	489	7,402	3,262
Cameras- Cannon 7D with Lense	2	15%	206,315			206,315	110,551	14,440	124,990	98,264
Canon Camera SX510 HS	1	15%	15,515			15,515	7,416	1,215	8,631	8,099
Voice Recorders-Zoom H2N	2	15%	32,690			32,690	17,543	2,272	19,815	15,147
Projector- EPSON TW 550	1	15%	62,800			62,800	32,477	4,549	37,025	30,323
Rode Videomike Pro	1	15%	15,660			15,660	7,485	1,226	8,712	8,175
<b>Sub Total</b>			<b>343,654</b>	<b>-</b>	<b>-</b>	<b>343,654</b>	<b>182,384</b>	<b>24,190</b>	<b>206,575</b>	<b>161,270</b>
Computers	3	40%	271,497			271,497	268,903	1,037	269,941	2,594
Desktop Dell 02	2	40%	71,688			71,688	68,935	1,101	70,036	2,753
Laptop- Samsung NP300 E4	1	40%	21,990			21,990	21,652	135	21,787	338
Laptop-Samsung NP300 E5	1	40%	22,000			22,000	21,662	135	21,797	338
Laptop- Dell Inspiron	2	40%	75,453			75,453	73,040	965	74,005	2,413
Laptop Asus 02	2	40%	59,534			59,534	57,248	915	58,162	2,286
Tablet-v Nexus 7C	1	40%	15,999			15,999	15,569	172	15,741	430
Tablet- Apple I Pad Mini	1	40%	29,900			29,900	29,096	321	29,418	804
Tablet- Apple I Pad 2	1	40%	32,900			32,900	32,016	354	32,369	884
Tablet Lava QPAD	0	40%	9,999		384	9,615	9,615	0	9,615	384
Tablet Samsung Galaxy	1	40%	13,999			13,999	13,481	215	13,676	538
Printer Deskjet HP3545	1	40%	6,400			6,400	6,154	98	6,253	246
Printer Laserjet HP1606	1	40%	17,900			17,900	17,213	275	17,488	687
<b>Sub Total</b>			<b>649,259</b>	<b>-</b>	<b>384</b>	<b>648,875</b>	<b>634,565</b>	<b>5,724</b>	<b>640,289</b>	<b>14,694</b>
Scanner	1	100%	3,350			3,350	3,349	1	3,350	1
<b>Sub Total</b>			<b>3,350</b>	<b>-</b>	<b>-</b>	<b>3,350</b>	<b>3,349</b>	<b>1</b>	<b>3,350</b>	<b>1</b>
<b>Grand Total</b>			<b>1,204,380</b>	<b>-</b>	<b>384</b>	<b>1,203,996</b>	<b>978,838</b>	<b>34,873</b>	<b>1,013,711</b>	<b>225,541</b>



*Handwritten signature and initials.*



**CENTRE FOR COMMUNICATION AND DEVELOPMENT STUDIES PUNE.**

Financial Year 2018-19

**SCHEDULE : D - Statement of Fixed Assets and Depreciation (At Trivandrum Office)**

**FCRA**

Description	Qty	Dep rate	Gross Block				Depreciation			WDV as on 31.03.2019	WDV as on 31.03.2018
			Opening Gross Block	Additions in the year	Deletions in the year	Closing Balance	Upto 31.03.18	For the year	Total Depreciation		
Furnitures	19	10%	47,500	-	-	47,500	9,599	3,790	13,389	34,111	37,901
Furniture - Storage Cupboards	2	10%	-	17,700	-	17,700	-	885	885	16,815	-
Furniture - Conference Table	2	10%	-	23,230	-	23,230	-	1,162	1,162	22,069	-
<b>Sub Total</b>			<b>47,500</b>	<b>40,930</b>	<b>-</b>	<b>88,430</b>	<b>9,599</b>	<b>5,837</b>	<b>15,436</b>	<b>72,994</b>	<b>37,901</b>
Mike Set amplifier	1	15%	8,720	-	-	8,720	654	1,210	1,864	6,856	8,066
Sound System	1	15%	-	14,700	-	14,700	-	1,103	1,103	13,598	-
<b>Sub Total</b>			<b>8,720</b>	<b>14,700</b>	<b>-</b>	<b>23,420</b>	<b>654</b>	<b>2,312</b>	<b>2,966</b>	<b>20,454</b>	<b>8,066</b>
Laptops-Acer	3	40%	70,900	-	-	70,900	68,994	762	69,757	1,143	1,906
Laptops-lenovo	2	40%	69,240	-	-	69,240	59,749	3,796	63,545	5,695	9,491
Laptop-New	1	40%	27,990	-	-	27,990	16,234	4,702	20,937	7,053	11,756
Laptop HP - 14	1	40%	34,250	-	-	34,250	6,850	10,960	17,810	16,440	27,400
Projector-Acer	1	40%	25,000	-	-	25,000	24,328	269	24,597	403	672
Desktop PC	1	40%	-	29,000	-	29,000	-	5,800	5,800	23,200	-
Laptop HP - 15 BS547TU	1	40%	-	25,500	-	25,500	-	5,100	5,100	20,400	-
Laptop HP - 15 DA0327TU	1	40%	-	36,300	-	36,300	-	7,260	7,260	29,040	-
Camera Nikon	1	40%	30,000	-	-	30,000	2,250	11,100	13,350	16,650	27,750
Printer HP LJ	1	40%	16,200	-	-	16,200	3,240	5,184	8,424	7,776	12,960
<b>Sub Total</b>			<b>273,580</b>	<b>90,800</b>	<b>-</b>	<b>364,380</b>	<b>181,645</b>	<b>54,934</b>	<b>236,579</b>	<b>127,801</b>	<b>91,935</b>
<b>Grand Total</b>			<b>329,800</b>	<b>146,430</b>	<b>-</b>	<b>476,230</b>	<b>191,898</b>	<b>63,083</b>	<b>254,931</b>	<b>221,249</b>	<b>137,902</b>





**CENTRE FOR COMMUNICATION AND DEVELOPMENT STUDIES PUNE.**

Financial Year 2018-19

**SCHEDULE : D - Statement of Fixed Assets and Depreciation (At Pune office)**

Non-F C R A

Description	Qty	Dep rate	Gross Block				Depreciation			WDV as on 31.03.2019	WDV as on 31.03.2018
			Opening Gross Block	Additions in the year	Deletions in the year	Closing Balance	Upto 31.03.18	For the year	Total Depreciation		
Book Cases	2	10%	28,955	-		28,955	19,364	959	20,323	8,632	9,591
Book Cases 5 Doors	3	10%	32,396	-		32,396	20,471	1,192	21,664	10,732	11,925
Book Cases 4 Doors	4	10%	61,098	-		61,098	38,610	2,249	40,859	20,239	22,488
Computer Table(C-1)Godrej	1	10%	4,695	-		4,695	3,140	156	3,295	1,400	1,555
Computer Tables	2	10%	13,604	-		13,604	9,333	427	9,760	3,843	4,270
Computer Cushion Chair	8	10%	18,451	-		18,451	12,338	611	12,949	5,502	6,113
Filing Cabinet	1	10%	14,319	-		14,319	9,824	449	10,274	4,045	4,495
<b>Sub Total</b>			<b>173,518</b>	-	-	<b>173,518</b>	<b>113,080</b>	<b>6,044</b>	<b>119,124</b>	<b>54,394</b>	<b>60,437</b>
Coffee/Tea Vending Machine	1	15%	18,703	-		18,703	15,296	511	15,807	2,896	3,407
DLP Projector	1	15%	77,625	-		77,625	63,488	2,121	65,609	12,016	14,137
Weighing Machine	1	15%	425	-		425	424	1	425	-	1
Camera Cannon PC 123	1	15%	20,140	-		20,140	15,824	647	16,472	3,668	4,316
Olympus Digital SLR Camera	1	15%	37,000	-		37,000	29,073	1,189	30,262	6,738	7,927
Filing Rack	1	15%	3,000	-		3,000	1,669	200	1,869	1,131	1,331
<b>Sub Total</b>			<b>156,893</b>	-	-	<b>156,893</b>	<b>125,774</b>	<b>4,669</b>	<b>130,443</b>	<b>26,450</b>	<b>31,119</b>
Computer Printer H.P.4355	0	40%	16,880	-	1	16,879	16,879	-	16,879	-	1
H P Jet Printer J - 4580	0	40%	8,600	-	1	8,599	8,599	-	8,599	-	1
Server	1	40%	34,999	-		34,999	34,998	-	34,998	1	1
<b>Sub Total</b>			<b>60,479</b>	-	2	<b>60,477</b>	<b>60,476</b>	-	<b>60,476</b>	<b>1</b>	<b>3</b>
<b>Total</b>			<b>390,890</b>	-	2	<b>390,888</b>	<b>299,330</b>	<b>10,712</b>	<b>310,043</b>	<b>80,845</b>	<b>91,559</b>



Handwritten signature/initials.

Handwritten letter 'M'.

## SIGNIFICANT ACCOUNTING POLICIES

### A. Accounting Conventions

The financial statements have been prepared and presented in accordance with generally accepted accounting principles in India (Indian GAAP) under the historical cost convention on an accrual basis. The Trust has prepared these financial statements to comply in all material respects with the accounting standards notified under the Companies (Accounting Standards) Rules 2006 (as amended) and the relevant provisions of the Companies Act, 2013.

### B. Revenue Recognition

In respect of incomes and expenditures, they are generally accounted for on accrual basis as they are earned or incurred.

### C. Fixed assets & Depreciation:

Fixed assets are capitalized on the date of putting them to use. The depreciation on these assets is provided as per the Income tax Act 1961, on written down value method.

### D. Investments


The trust does not hold any investments.

### E. Provisions, Contingent liabilities and Assets

Provisions involving substantial degree of estimation in measurement are recognized when there is a present obligation as a result of past events and it is probable that there will be an outflow of resources. Contingent liabilities are not recognized but are disclosed in the notes. Contingent Assets are neither recognized nor disclosed in the financial statements. There are no contingent liabilities as at the end of reporting period.

### F. EARNINGS IN FOREIGN CURRENCY

The trust receives foreign contribution which is recognized at net received amount.





**G. PREVIOUS YEAR FIGURES AND OTHER INFORMATION:**

Previous year figures have been regrouped wherever necessary for better presentation of financial statement.

Centre for Communication and Development Studies Pune is a trust registered under The Bombay Public Trust Act 1950 vide registration number E-3657 (Pune).

**AS PER OUR REPORT OF EVEN DATE**

**For Paresh Sarda & Company**


Chartered Accountants



**Paresh Sarda**  
(Partner)

M.NO 143211

FRN: 140714W



Place : Pune

Date : 26<sup>th</sup> Sept 2019

**For Centre for Communication and  
Development Studies**



Trustee



Trustee

